

# 2019 Annual Grants Management Survey Top Results


Conducted by:



THE GEORGE WASHINGTON UNIVERSITY  
WASHINGTON, DC

Who was surveyed?

**309** Responses

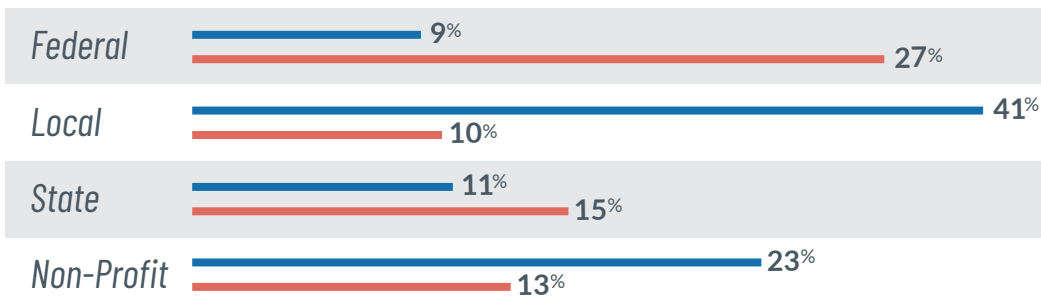


**30%** Monitoring Financial Administrative Requirements

**15%** Monitoring Non-Financial Administrative Requirements

**Compliance still requires more time than any other activity**

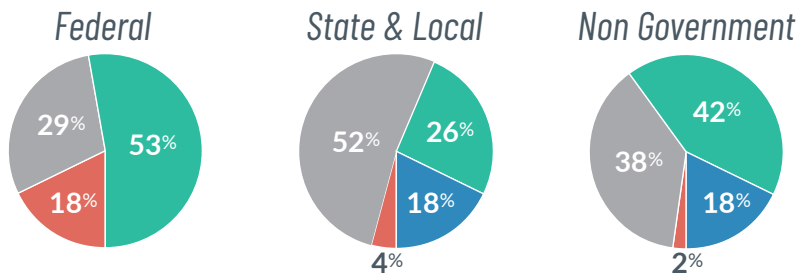
## Wide gap in administrative spending\* across grant management organizations



Administrative Spending  
■ Spent < 2% ■ Spent > 20%

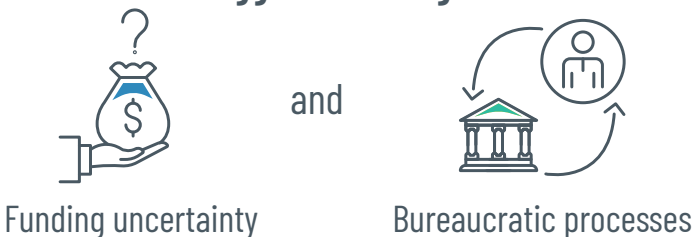
\*The average administrative spending budget hovers between 6-10% depending on agency

Only half of the government respondents say outcomes improved

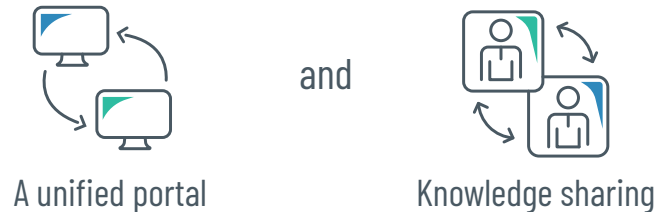


■ No  
■ Don't Know  
■ Yes > 5%  
■ Yes < 5%

### Biggest challenges



### Highest improvement hopes



## Low satisfaction with technology, especially among grantees

