

# 2020 Top Results

## ANNUAL SURVEY GRANTS MANAGEMENT

CONDUCTED BY

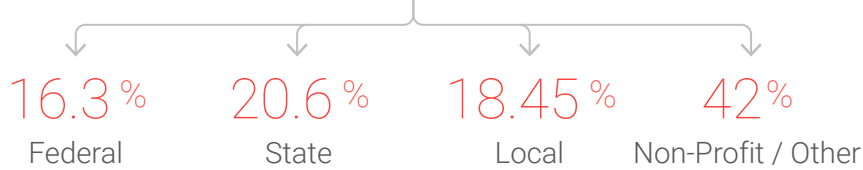


Trachtenberg School  
of Public Policy  
& Public Administration  
THE GEORGE WASHINGTON UNIVERSITY



### WHO WAS SURVEYED?

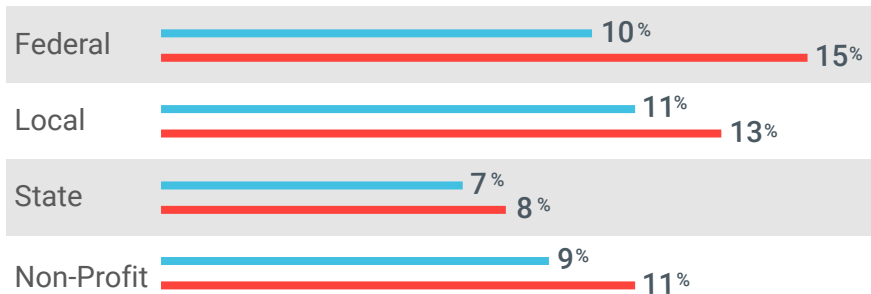
233 Responses



### COMPLIANCE STILL REQUIRES MORE TIME THAN ANY OTHER ACTIVITY

- 30% Monitoring financial administrative requirements
- 15% Monitoring non-financial administrative requirements

### ADMINISTRATIVE SPEND WENT UP IN 2020

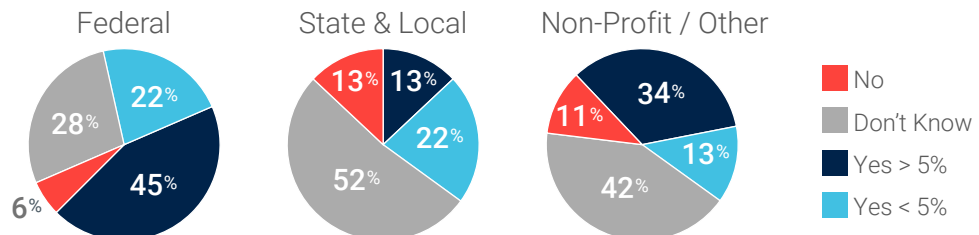


#### Administrative Spending

2019 2020

\*The average administrative spending budget hovers between 6-10% depending on agency

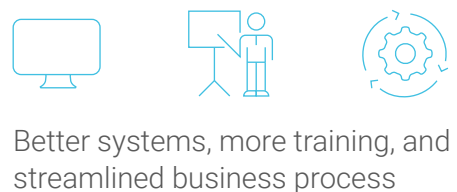
### WHILE FEDERAL OUTCOMES IMPROVED, OUTCOMES DID NOT FARE SO WELL FOR OTHERS



### BIGGEST CHALLENGES



### TOP PRIORITIES FOR NEXT 5 YEARS



### LOW SATISFACTION WITH TECHNOLOGY, ESPECIALLY AMONG GRANTEEES

